

Intro Forensics

Pranav & Ian “it’s still halloween in some time zones” Klatzco, challenges & slides borrowed from friends @ UW (Batman’s Kitchen)

[DOWNLOAD THESE FILES](#)





Things we'll cover

concepts:

- file formats
- network protocols
- steganography

tools:

- foremost
- wireshark
- stegsolve



Jobs in this field that use forensics skills

- Incident Response - looking at things post-hack
- Malware Analysis - obfuscated exfiltration methods
- These skills are general and make you better at using a computer (but that's true about pretty much anything you learn so...)
- I don't really know! Feel free to DM me / throw out suggestions.



Magic Number

- File formats usually start with a sequence of bytes
- how does the **file** utility work? usu. by checking magic #s
- you can check with: **xxd filename | head**
- This is useful for identifying files!

```
00000080: 0172 0e7b cebc f75b 77ee dc
00000090: 7903 8072 145b 24ca 4455 00c8
Screenshots xxd pgodultimate.png | head
00000000: 8950 4e47 0d0a 1a0a 0000 000d 4948 4452 .PNG.....IHDR
00000010: 0000 0154 0000 0078 0806 0000 00ad 8b0a ...T...x.....
00000020: 4c00 000c 2569 4343 5049 4343 2050 726f L...%iCCPICC Pro
00000030: 6669 6c65 0000 4889 9597 0754 5349 17c7 file..H...TSI..
00000040: e795 2424 24b4 4028 5242 6f82 f42a bd46 ..$$$.@(RBo..*.F
00000050: 1090 2ad8 0849 20a1 8410 082a 7674 5181 ..*..I ....*vtQ.
00000060: b5a0 62c1 8aae 8ad8 d602 c8a2 2216 2c2c ..b.....".,,
00000070: 820d fb82 888a b22e 166c a87c 9304 d075 .....l.l...u
00000080: hf72 be7h cebc f73b 77ee dcf9 dff7 e6cd r f :w
```



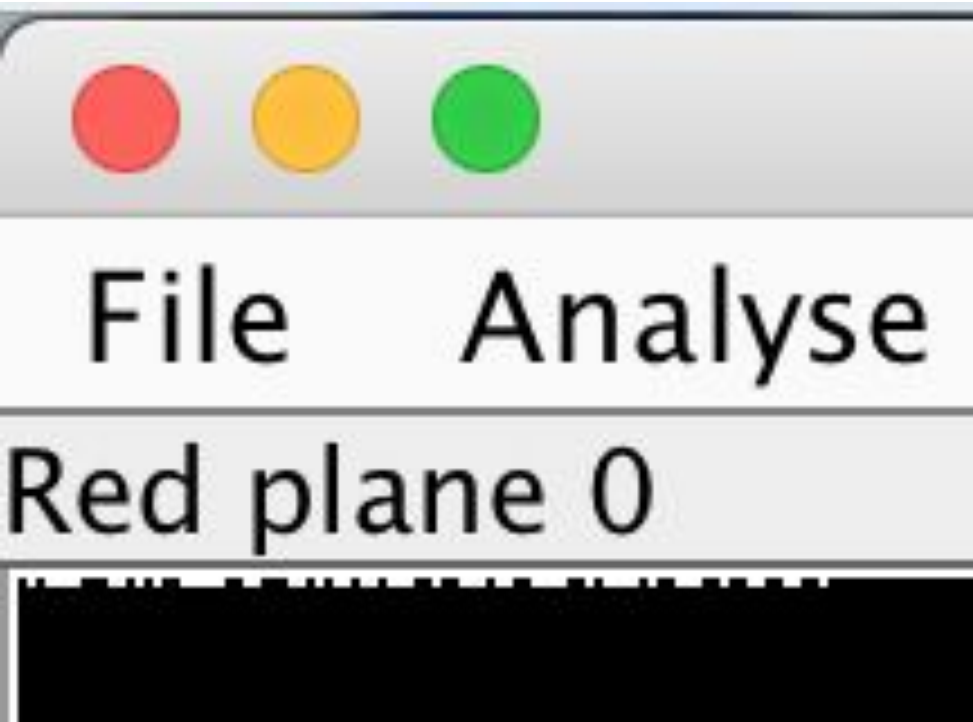


Foremost quick usage:

- It is a “file carver” — used for recovering files from disk images
- looks for headers (magic numbers, footers, data structures)
- **apt-get install foremost** or **pip install foremost**
- `foremost -i input_file #` will create `output/` with results, if any

Try: animals.dd challenge

Steganography: hiding things in files



- RGB: LSB of an image
- sometimes you have to hunt for the right tool, sometimes you have to write your own

< stegsolve

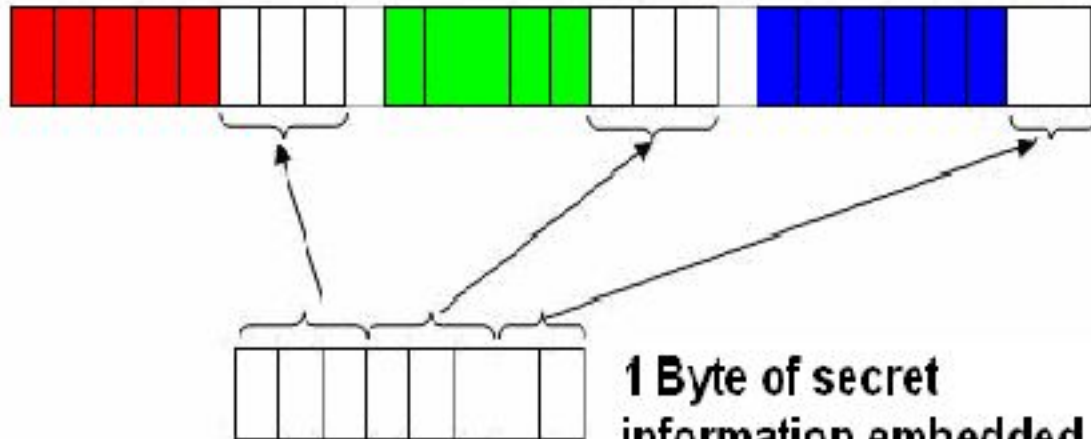
Steganography: hiding things in files

RGB Pixel of Cover Image

RED

Green

Blue



1 Byte of secret information embedded in 3,3,2 bit positions of LSB of RGB respectively of the



Wireshark

- tool for analyzing network protocols
- very useful for day-to-day
- fun with wireshark: finding 0days @ DEF CON CTF



Adminpanel.pcap challenge!

Step 1: open wireshark with data

The screenshot shows the Wireshark interface with the following details:

- Packet List:** A table with columns: No., Time, Source, Destination, Protocol, Length, and Leftover Capture Data. Packet 22 is selected.
- Packet Details:** Shows the structure of the selected packet:
 - Frame 1: 74 bytes on wire (592 bits), 74 bytes captured (592 bits)
 - Ethernet II, Src: Vmware_79:dc:c4 (00:0c:29:79:dc:c4), Dst: Vmware_1c:df:f2 (00:0c:29:1c:df:f2)
 - Internet Protocol Version 4, Src: 192.168.3.129, Dst: 192.168.3.128
 - Transmission Control Protocol, Src Port: 37556, Dst Port: 80, Seq: 0, Len: 0
- Packet Bytes:** A hex dump of the packet data with ASCII characters on the right.



Adminpanel.pcap challenge!

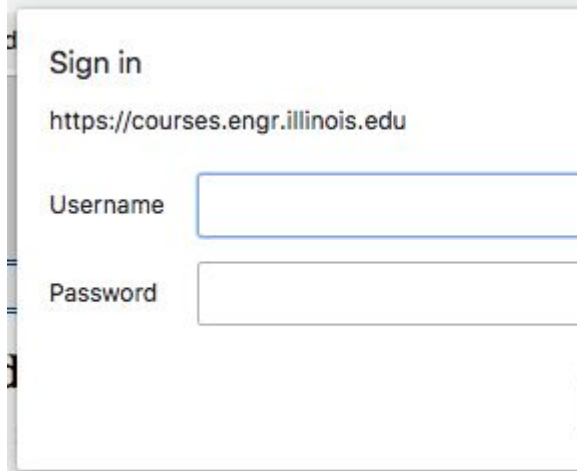
Step 2: Filter relevant data

The image shows a screenshot of a network traffic analysis tool's packet list. A filter 'http' is applied to the list. Two packets are visible: packet 7 (TCP) and packet 8 (HTTP). The table has columns for No., Time, Source, Destination, Protocol, Length, and Leftover Capture Data.

No.	Time	Source	Destination	Protocol	Length	Leftover Capture Data
7	0.004708	192.168.3.129	192.168.3.128	TCP	66	
8	0.004782	192.168.3.128	192.168.3.129	HTTP	2354	



Adminpanel.pcap challenge!



Step 3: Look at useful info and read!

```
Info
GET / HTTP/1.1
HTTP/1.0 200 OK (text/html)
→ POST /login HTTP/1.1
HTTP/1.0 302 FOUND (text/html)
GET /admin HTTP/1.1
HTTP/1.0 200 OK (text/html)
GET /logout HTTP/1.1
HTTP/1.0 302 FOUND (text/html)
GET / HTTP/1.1
HTTP/1.0 200 OK (text/html)
→ POST /login HTTP/1.1
HTTP/1.0 200 OK (text/html)
```

```
0170 0a 43 6f 6e 74 65 6e 74 2d 54 79 70 65 3a 20 b1 .Content-type: a
0180 70 70 6c 69 63 61 74 69 6f 6e 2f 78 2d 77 77 77 pplicati on/x-www
0190 2d 66 6f 72 6d 2d 75 72 6c 65 6e 63 6f 64 65 64 -form-ur lencoded
01a0 0d 0a 43 6f 6e 74 65 6e 74 2d 4c 65 6e 67 74 68 ..Conten t-Length
01b0 3a 20 35 33 0d 0a 43 6f 6e 6e 65 63 74 69 6f 6e : 53..Co nnection
01c0 3a 20 6b 65 65 70 2d 61 6c 69 76 65 0d 0a 55 70 : keep-a live..Up
01d0 67 72 61 64 65 2d 49 6e 73 65 63 75 72 65 2d 52 grade-In secure-R
01e0 65 71 75 65 73 74 73 3a 20 31 0d 0a 0d 0a 75 73 equests: 1...us
01f0 65 72 3d 61 64 6d 69 6e 26 70 61 73 73 77 6f 72
0200 64 3d 70 69 63 6f 43 54 46 7b 6e 30 74 73 33 63
0210 75 72 33 5f 31 33 35 39 37 62 34 33 7d
```

Can't just give you the answer lol



ext-super-magic.img

- ext2 is a filesystem
- it has “superblocks” that contain metadata about files
- Something has happened to one of the superblock fields!
- could it be... the magic number????
- more info: [this GNU spec](#) or [this page from OSdev wiki](#)
- you can mount filesystems using the [mount command](#)



Get started!

[DOWNLOAD THESE FILES](#)

Flags are up on sigpwny.com